

Welcome to “Veslefrikk”



Veslefrikk
Høystadvegen 19
2870 Dokka
Norway



Contents

About Veslefrikk.....	3
Directions (→ See web site direction: https://kart.1881.no/?r=F5779343)	4
What to Bring for your Stay?	6
Getting Around.....	7
Household Equipment	19
What to Do?.....	20
What Not to Do!.....	21
First Aid, Fire Extinguisher & Fire Blankets	21
Important Contact Information (Cabin owner mobile: 00 44 7753 950 470).....	22
The “Veslefrikk” Fairy-Tale	23





About Veslefrikk

Log cabin breaks in Norway are the perfect way to relax and get back to nature. Whether you've had a busy time-period at work or want to treat your loved ones to a romantic break, Veslefrikk is an ideal choice when you want that rare combination of natural beauty, privacy, tranquillity, and peace. Having no internet and Television available will let your brain and body relax and diverts your focus from daily life flooded with hectic and stress.

Located in some of Norway's most secluded and spectacular destinations, you'll be able to balance your time between exploring the great outdoors, and getting cosy in your cabin come evening and night. Veslefrikk offers many outdoor activities for individuals, couples or families. The log cabin capacity sleeps up to 4 persons and is named after the famous Norwegian fairy tale "Veslefrikk" (little Freddy). The log cabin is situated in the hills (fjell), 703 m above sea level, surrounded by dense forest.

We sincerely hope that you will enjoy your stay.





Directions (→ See web site direction: <https://kart.1881.no/?r=F5779343>)

Please find below the directions to “Veslefrikk” from the town of Doka. Doka is located approx. 2 hours north of Oslo.

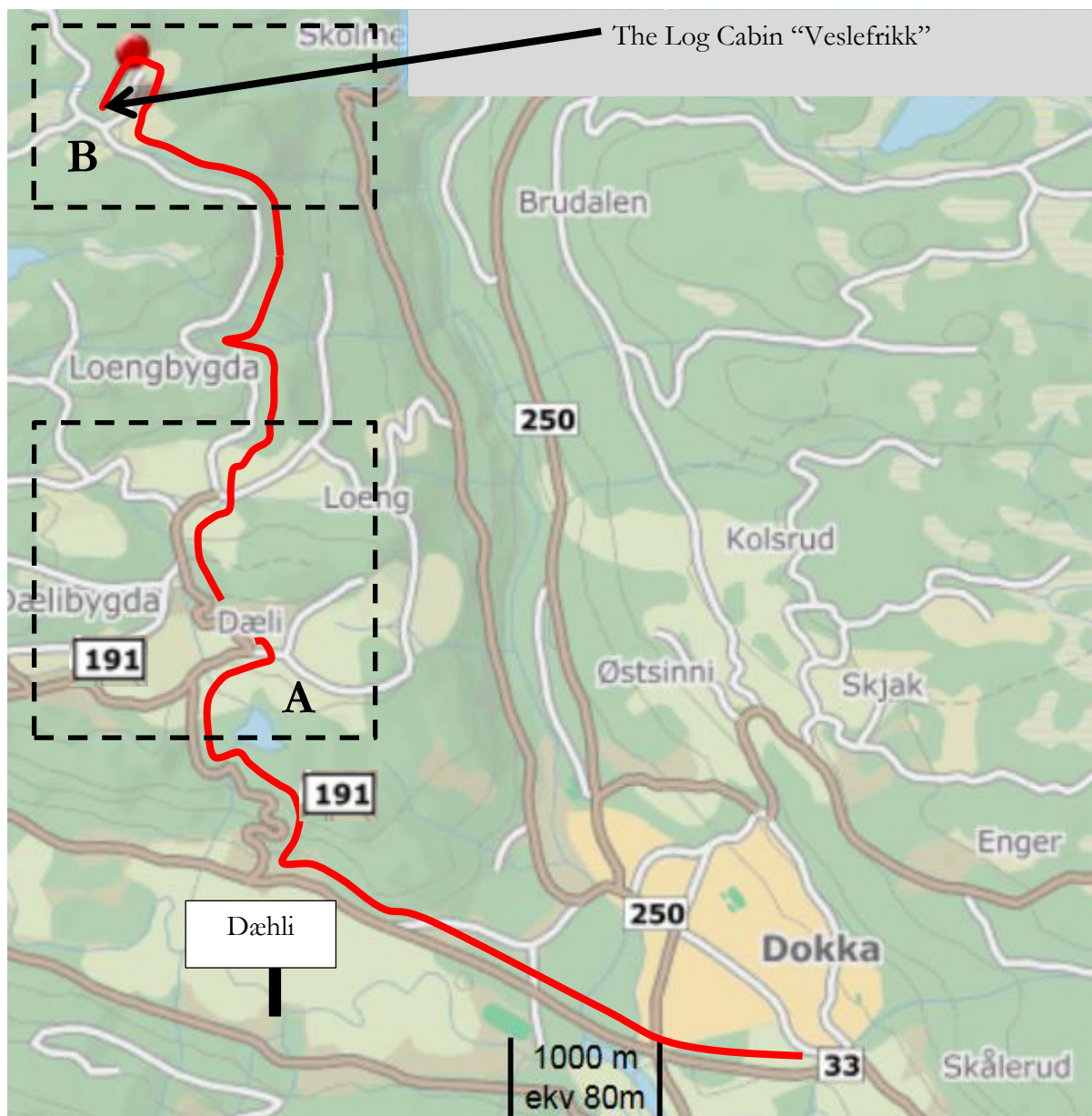


Figure 1: Overview map





When you reach the town of Dokka,

- a) follow road **33** west (Nordsinni) until you reached a right turning signposted to “Dæhli”. “Veslefrikk” is only **5.7 km** away.
- b) turn right and follow the winding steep climbing road **191** until you reach a T-Junction.
- c) **detailed map A:** Turn right at the T-Junction and follow signpost to “Idrettsplass” (sport ground) and follow the steep winding road **191** until it is signposted to “Hasvoldseter”. The road makes a sharp bent to the left and right after the bend you see the little manual operated Toll Station (currently 50 NOK per vehicle/day – 2016; to be paid in cash). **3 km** from Dæhli turning to Toll station.

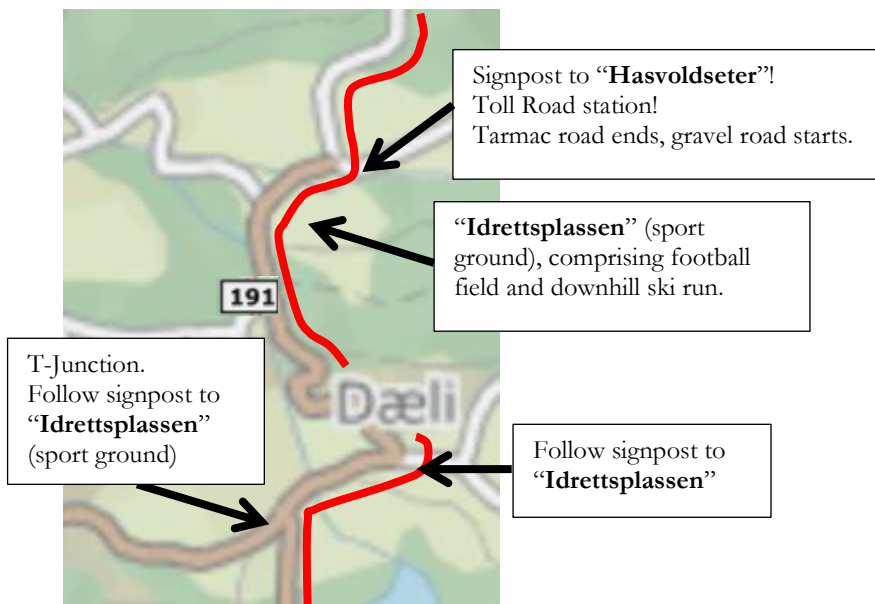


Figure 2: Detailed map A

- d) Follow the road (no further turnings) until you reached detailed map B. The road from the Toll Station to the cabin is from now on a maintained gravel road. In approx. **1 km** further down the road you will see on the right-hand side a skip of where you can dispose your garbage. Now there are only **1.7 km** left to “Veslefrikk”.
- e) **Detailed map B** showing the cabin area (to recognise when you see a log cabin): Take the 2nd turning right (Skolmsætervegen). Your sat nav might want to guide you straight ahead but please turn right. Follow the road for approx. 400 m (downhill, road makes a bent to the left into Høystadvegen). Continue following the road until you see “Veslefrikk” at the end of the road to the left. You made it!





Figure 3: Detailed map B

What to Bring for your Stay?

- ✓ Food (fridge available)
- ✓ Drinking water - although water for showering and cooking available from water well located on the ground of Veslefrikk
- ✓ Toilet paper in case it runs out
- ✓ Washing liquid in case it runs out
- ✓ Tea towel / dish towel
- ✓ Hand wash / soap
- ✓ Bring your own bath towels & bedlinen (bedsheet, duvet & pillow cover).
Duvet & pillows are available.
- ✓ Lots of candles (tealights, other candles not more than 5 cm in diameter)
- ✓ Matches and or lighter (to light fire in wood burning stove, candles and gas stove)
- ✓ Wood burning stove fire lighters (Tennbriketter)
- ✓ Batteries for torches (just in case).
Battery sizes: 3 batteries size "C"; 2 batteries size "AA"; 3 batteries size "AAA"
- ✓ House shoes
- ✓ Good mood :-)





Getting Around

Parking

There is room for max. 2 passenger vehicles. Please park on the ground of Veslefrikk.

The Way from the Car to the Front Door

In summer time you will reach the 15 m from your car to the cabin entrance without problems.

In winter time however the path can be deeply covered in snow. In case the path is not cleared from snow you will find a snow shovel next to the entry gate.

It is advised to have a small torch with you when you leave the car in case it is already dark when you arrive.

Obtaining the cabin key

You will find the cabin key in a little key safe on the right-hand side of the door. Open the shutter door to reveal the dials and the release button. Rotate the dials to the provided combination number, press down the release button to open the door.

Entering the Cabin

In case you do not have your own torch with you, a torch can be found right after you enter the entrance hall located on the left-hand side in a wall mounted small wooden basket.

Even without having switched on the solar power system you can switch on the ceiling light in the entrance area. The switch is directly connected to the ceiling lamp.

Switch on Solar Power

When you enter the living room area you will find on the right-hand side the solar panel controller mounted to the wall. Press the top red button with the “light bulb” symbol next to it to switch on and off the power. Please do not press the 2nd red button.



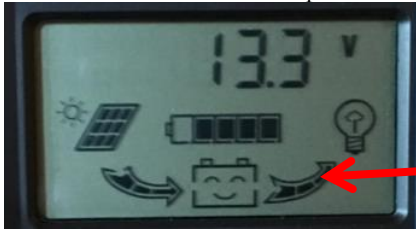
„Light bulb” symbol to switch on and off solar power

Once switched on, the display shows the power floating from the battery to the “light bulb”. If you switch the power off, the floating symbol disappears.





Switched on: Observe the power flow symbol from battery to appliances.



Switched off: Observe no power flow symbol from battery to appliances.



How to Operate the Gas Cooker



Open cupboard and switch on gas bottle.

Open lid of gas cooker, press & turn gas regulator for some seconds. Light gas with lighter. You can leave the gas bottle switch on until you finish your stay.





Switch on and off Gas



“On” &
“Off” switch.

How to Change a Gas Cylinder



1. Remove seal.
2. Put cap over cylinder gas valve.
3. Pull the cap ring up and push down the cap until it sits firmly (might need some force).
4. Press down cap ring to lock the cap and switch on gas.
5. In case of gas running out and no replacement gas bottle is available you can get a refill in Dokka at BM Byggmakker or Hyttebutikken.





How to operate the fridge/freezer



Make sure the fridge is connected to the gas bottle and the gas valve is switched on. The gas bottle is actually shared between the fridge and the gas cooker.

1. Left button: Turn the gas thermostat button (B) to max (turn button clockwise)
2. Right button: Press down button for 15 sec. and then turn button anti clockwise until you hear a “click”. The fridge is fired up when the red line moves over the green area in the gauge. Repeat if needed. The fridge should now be operational.
3. Left button: Gas thermostat button to regulate the fridge temperature. Place on middle to get a decent cooling.
4. **IMPORTANT: Don't remove the “fridge to wall” distance holders. Fridge is getting very hot at the back and distance holders are needed in order not be too close to the wall.**

Gas Alarm



- When switching on the solar power system the gas alarm turns on automatically (Green light turns from flashing to constant)
- When gas is detected you will hear a “piep, piep, piep” alarm.





- Close down gas bottle and open windows
- To switch off the alarm you have to switch off the solar power (explained above)
- Switch on the alarm again by switching on the solar power (explained above)

Utility Room

In the utility room you will find a sink for washing dishes. For running water please apply the same principle (foot pump) as described for the bathroom sink further below.




How to Operate the Shower



Fill cistern with water. Mix hot with cold water to achieve a pleasant water temperature. One cistern filling lasts for one decent shower.
TIP!



+



One full kettle of hot water mixed with one bucket (you will find the blue bucket in the utility room) of cold water (water from the well) will provide a nice water temperature and enough water for one shower.

Once water cistern is filled, press water pump with your foot until water comes out of shower head.
TIP! If you press the pump with your heel you will get a much better pressure and body balance in the shower cabin.





How to Operate the Bathroom Sink



Pipework can be easily clicked together. Please unclick the pipework when you leave the cabin and drain water in shower tray (**only from 1st October to 30th April**). Leave the board with the pump in the shower.

Open cupboard underneath the sink, fill water canister with water (if you wish with a mix of cold and warm water). Once the canister is filled up use manual water tab pump. Same principles applies for the sink in the utility room.





How to Use the Indoor Bio Composting Toilet “VILLA”

Note: The composting toilette should only be used by woman for “small business”.

All other “big” business should be done in the outside toilette.

The composting toilette is nothing else as a container with a lid containing your waste – and who wants to have such a waste standing around while you are habiting the cabin?



1



2



3

ALWAYS be seated when using the indoor toilet – **ALWAYS!!!**

Please find detailed instructions in the log cabin file.

How to Use Outdoor Toilet

You will find the outdoor toilet in the left-hand outdoor building marked with:



After you finish your “business” please cover with mulch (bark) available in the toilette.
2 portions of mulch will do.

In case of need, mulch can be bought at Hyttebutikken in Dokka. See address below.





Wood Burning Stove



Wood burning stove covered with soapstone. Place large water kettle (obtain from kitchen) on wood burning stove to permanently have access to hot water.

Please do not put anything else on the stove – e.g. pan for cooking, etc.



- Fire wood can be obtained from in the mid terraced outbuilding marked with
- Fire wood is part of the rental price
- Open the wood burning stove door, add 2 relatively small logs of firewood and light. Special matches are found on dresser table next to the wood burning stove. Do not shut wood burning stove door for the 1st 10 min. in order to boost ventilation and accelerate the flames.
- The stove is covered in soapstone. Soapstone will store and release the heat over time.
- Wood burning stove ash can be disposed into the small metal bucket located in the mid terraced outbuilding.
- If the small metal bucket is filled up you can empty it into the large metal bucket labelled with “ash”
- Sweep small remaining ash in the wood burning stove with the little brush located on drawer to the right of the stove and take ash out with ash shuffle
- Before you leave close the stove door





Water Supply

As the cabin is not connected to the water mains, water (e.g. for showering, cleaning, washing hands, doing the dishes, etc.) can be fetched from the well located to left of the outbuildings on the ground of Veslefrikk.



Figure 4: Well on the grounds of Veslefrikk

During winter time the well will be snowed in. Either you remove the snow or obtain the water from the communal well located approximately 200 m from Veslefrikk at the 1st bend of the road when walking towards the main road. The communal well usually is free of snow. When you reach the road bent you will find the well on the left-hand site a few meters into the woods.

As everywhere in Norway, natural water is drinkable without problems. However, drinking water can be also bought from one of the Supermarkets in Dokka.

Consider Ventilation



It is important to let ventilation work by opening the ventilation flaps located in nearly all the rooms. Leave flaps open all the time.





When You Arrive & Leave the Cabin – your responsibilities



The Rental System

Unlike in rest of Europe rental agencies here in Norway cannot offer a full holiday log cabin cleaning and preparation service as log cabins are mostly located in very remote areas. The rental system and price therefore is based on a **self-cleaning / preparation base**.

The following paragraph explains the system and your responsibility when you leave the cottage.

There will be spot checks done by iNatur and the owner.

Just ask yourself the simple question: “What you would like to expect when entering the log cabin?”

Here the checklist of what to clean before you leave the cabin:

Here the checklist of what to clean before you leave the cabin:

1. ☐ All floors are cleaned (swept and if needed washed)
2. ☐ All used dishes are to be washed & dried and returned to their cupboards/cabinets
3. ☐ Remove your bedlinen before you leave the cabin.
4. ☐ Remove all ash from wood burning stove. Put ash into the metal basket located in the mid outbuilding. Prepare the fire for next arriving guests. Close stove door.
5. ☐ Fill up fire wood basket and area underneath the wood burning stove
6. ☐ Clean bathroom (shower, toilet, sink and floor). Please unclick the pipework and drain water in shower tray (**only from 1st October to 30th April due to possible sub zero temperatures**). Leave the board with the pump in the shower. Do not place shower cistern lid completely over the cistern in order to support ventilation.
7. ☐ Composting toilet bucket must be emptied into the outside toilet and fresh composting bag replaced.
8. ☐ Both bins (toilet and kitchen) are to be emptied and a new bin liner/plastic bag put in. Dispose your garbage in garbage container on way down to Dokka.
9. ☐ Living room and kitchen tables as well as kitchen worktop are to be cleaned and washed
10. ☐ The rug in the living room and entrance hall is free of mud, grass, etc.
11. ☐ Sweep the outdoor toilet and fill up toilet paper if needed. Also make sure that there are enough composting mulch in the basket.
12. ☐ If needed clean porch from mud and dirt
13. ☐ Shake off mud and dirt from foot mats (front and back porch)





14. ☐ Empty the fridge, clean the fridge if needed and turn off gas. Do not close the door completely in order to support ventilation.

15. ☐ Open all ventilation flaps to maximum.

16. ☐ Switch off Solar Power

IMPORTANT! DO NOT FORGET TO SWITCH OFF THE SOLAR POWER !!

Switch off Solar Power (press same button again you used to switch on the power). Check on light switch that power is really switched off.

17. ☐ Switch off Gas Bottles (See section - how to switch on/off gas)

IMPORTANT! DO NOT FORGET TO SWITCH OFF GAS

18. ☐ Lock the Doors

Whenever you leave the cabin, please lock all doors (porch, house door and outdoor buildings) and all windows.

19. ☐ Return the Key

Please leave key in metal box next to main entrance. Please close the box and also scramble the combination dials to log the flap and then close the shutter door.





Switch off Solar Power

IMPORTANT! DO NOT FORGET TO SWITCH OFF THE SOLAR POWER !!

Switch off Solar Power (press same button again you used to switch on the power). Check on light switch that power is really switched off (ideally leave one living room light on so that the next party who rents the cabin can see right away that the power is on).

It happens every so often that the solar power & some lights in the cabin or outside toilette is not switched off with the result that the battery runs empty especially in the time period when the days become shorter. The result is an empty battery that cannot be charged when daylight is fading.

Switch off Gas Bottles

IMPORTANT! DO NOT FORGET TO SWITCH OFF THE GAS !!

See section - how to switch on/off gas.

Lock the Doors

Whenever you leave the cabin, please lock all doors (porch, house door and outdoor buildings) and all windows.

Return the Key

Please leave key in key lock metal box next to main entrance. Please close the box and also scramble the combination dials to log the flap and then close the shutter door.





Household Equipment

1. All kinds of kitchen utensils
2. Cutlery
3. Cooking pots (different sizes) and pans (including splash guard)
4. Plates (different sizes), breakfast and salad bowls
5. Glasses:
general drinks (different shapes), wine (different shapes), sparkling wine, snaps, beer, whisky
6. Mugs
7. Wine bottle opener
8. Pair of scissors
9. Cafeteria



10. Colander
11. Kitchen Scale
12. Egg piercer

Other

13. Baking paper
14. Alu foil
15. Kitchen Cling Film
16. Bin liners
17. Oven gloves
18. Small food containers
19. Dish washer brush
20. All required cleaning equipment
21. Composting toilette bags
22. First aid kit
23. Fire extinguishers and fire blankets





What to Do?

Relax in the Cabin

Regardless the weather the cabin invites at any time to relax on the sofa, read a book (or one of the magazines provided in the cabin), play one of the family games or just do nothing (being offline and having no television will support you in doing so :-)) .

Mountain Biking, Hiking, Running, Fishing, Ice Fishing, Horse Riding

The surrounding area invites to marvelous bike rides, running tracks and hiking opportunities. Please find a map of different suggested routes in the cabin file or alternatively visit the tourist information in Fagernes or Gjøvik. Unfortunately there is no tourist information in Dokka.

Cross Country Skiing

The cabin is located approx. 400 m from the nearest public cross country track entrance point. The area offers a 600 km connected cross country area that also offers shelter huts along the tracks. Gol, the Norwegian cross country skiing hot spot can also be reached by car very easily. Please find a detailed map and suggested routes in the cabin file.

Downhill Skiing

There are many downhill skiing opportunities in the area. On the way from Dokka to the cabin you will see on the right-hand side a small downhill skiing facility providing families with children an easy downhill experience. Also the former Winter Olympic epicenter Lillehammer is just round the corner with its skiing area "Synnfjell". Alternatively visit the area of Valdres.

BBQing

At any time of the year you can enjoy a BBQ. A BBQ grill can be found in the left-hand outbuilding. Please make sure to clear the ash into the metal bucket that can be found in the mid terraced outbuilding. Please clean the BBQ grill after use and return to the outbuilding.

Shopping

The closest shopping facilities are in Dokka, approx. 13 km drive from the cabin. You will find all kind of shops and facilities you need - Supermarkets, Outdoor gear, Banks, Coffees, Petrol stations, etc.





What Not to Do!

Smoking

Smoking is strictly prohibited in the cabin as well as on the entire cabin ground. Any violation will lead to a legal prosecution. Please take this warning serious as iNatur and the owner will do regular checks.

Power Unit

Use power unit only when really needed. Don't exceed usage more than 2 h.

Candles

Candles shall only be used under supervision. Don't leave candles burning when no one is in the cabin. Before going to bed make sure all candles are properly extinguished. A candle extinguisher can be found on the living room table.

Camp Fire

Camp fires are not permitted due to bushfire prone area.

Garbage

On the way from the cabin to Dokka there is a large garbage container on the left-hand side where garbage can be disposed. Do neither burn any garbage in the wood burning stove nor dispose your garbage in nature.

First Aid, Fire Extinguisher & Fire Blankets

The first aid box can be found here:



Fire extinguisher is located right at the entry door. Fire blankets placed on wall in living room & kitchen.





Important Contact Information

(Cabin owner mobile: 00 44 7753 950 470)

Emergency Telephone Numbers (National)

Fire Department: ☎ 110

Police: ☎ 112

Medical Emergencies (Ambulance): ☎ 113

On-call Doctor: ☎ 116117

Local Telephone Numbers

Dokka Police Station:

Storgata 32

2870 Dokka Norway

☎ +47 61 11 26 50

Pharmacy:

Jernbanegata 1, 2870 Dokka

☎ 61 11 88 00

Opening times:

Monday to Thursday: 09:00 - 17:00

Friday: 09:00 - 18:00

Saturday: 09:00 - 15:00

Sunday: Closed

Hyttebutikken:

Storgata 20, Bergfossenteret, 2870 Dokka

☎ 61 11 15 99

Opening hours:

Monday – Friday: 09.00 - 20.00

Saturday: 09.00 - 18.00

Sunday: Closed





The “Veslefrikk” Fairy-Tale

(Veslefrikk meaning little Freddy)



Little Freddy with His Fiddle

Once there was a farmer who had an only son. The lad had had very poor health so he could not go out to work in the field.

His name was Freddy, but, since he remained such a wee bit of a fellow, they called him Little Freddy. At home there was but little to eat and nothing at all to burn, so his father went about the country trying to get the boy a place as cowherd or errand boy; but there was no one who would take the weakly little lad till they came to the sheriff. He was ready to take him, for he had just sent off his errand boy, and there was no one who would fill his place, for everybody knew the sheriff was a great miser.

But the farmer thought it was better there than nowhere; he would get his food, for all the pay he was to get was his board—there was nothing said about wages or clothes. When the lad had served three years he wanted to leave, and the sheriff gave him all his wages at one time. He was to have a penny a year. "It couldn't well be less," said the sheriff. And so he got three pence in all.

As for Little Freddy, he thought it was a great sum, for he had never owned so much; but, for all that, he asked if he wasn't to have anything for clothes, for those he had on were worn to rags. He had not had any new ones since he came to the sheriff's three years ago.

"You have what we agreed on," said the sheriff, "and three whole pennies besides. I have nothing more to do with you. Be off!"

So Little Freddy went into the kitchen and got a little food in his knapsack, and after that he set off on the road to buy himself more clothes. He was both merry and glad, for he had never seen a penny before, and every now and then he felt in his pockets as he went along to see if he had them all three. So, when he had gone far and farther than far, he got up on top of the mountains. He was not strong on his legs, and had to rest every now and then, and then he counted and counted how many pennies he had. And now he came to a great plain overgrown with moss. There he sat down and began to see if his money was all right. Suddenly a beggar man appeared before him, so tall and big that when he got a good look at him and saw his height and length, the lad began to scream and screech.

"Don't you be afraid," said the beggar man, "I'll do you no harm, I came only to beg you for a penny."

"Dear me!" said the lad, "I have only three pennies, and with them I was going to town to buy clothes."





"It is worse for me than for you," said the beggar man, "I have not one penny, and I am still more ragged than you."

"Well, that is so; you shall have it," said the lad.

When he had walked on a while, he grew weary again, and sat down to rest. Suddenly another beggar man stood before him, and this one was still taller and uglier than the first. When the lad saw how very tall and ugly and long he was, he began to scream again.

"Now, don't you be afraid of me," said the beggar, "I'll do you no harm. I came only to beg for a penny."

"Oh dear, oh dear!" said the lad. "I have only two pennies, and with them I was going to the town to buy clothes. If I had only met you sooner, then-"

"It's worse for me than for you," said the beggar man. "I have no penny, and a bigger body and less clothing."

"Well, you may have it," said the lad. So he went away farther, till he got weary, and then he sat down to rest; but he had scarcely sat down when a third beggar man came to him. This one was so tall and ugly and long that the lad had to look up and up, right up to the sky. And when he took him all in with his eyes, and saw how very, very tall and ugly and ragged he was, he fell a-screaming and screaming again.

"Now, don't you be afraid of me, my lad," said the beggar man, "I'll do you no harm, for I am only a beggar man, who begs you for a penny."

"Oh dear, oh dear!" said the lad. "I have only one penny left, and with it I was going to the town to buy clothes. If I had only met you sooner, then-"

"As for that," said the beggar man, "I have no penny at all, that I haven't, and a bigger body and less clothes, so it is worse for me than for you."

"Yes," said Little Freddy, "he must have the penny then-there was no help for it; for so each beggar man would have one penny, and he would have nothing."

"Well," said the beggar man, "since you have such a good heart that you gave away all that you had in the world, I will give you a wish for each penny." For you must know it was the same beggar man who had got them all three; he had only changed his shape each time, that the lad might not know him again.

"I have always had such a longing to hear a fiddle go, and see folk so merry and glad that they couldn't help dancing," said the lad; "and so if I may wish what I choose, I will wish myself such a fiddle, that everything that has life must dance to its tune."

"That you may have," said the beggar man, "but it is a sorry wish. You must wish something better for the other two pennies."

"I have always had such a love for hunting and shooting," said Little Freddy; "so if I may wish what I choose, I will wish myself such a gun that I shall hit everything I aim at, were it ever so far off."

"That you may have," said the beggar man, "but it is a sorry wish too. You must wish better for the last penny."





"I have always had a longing to be in company with folks who were kind and good," said Little Freddy; "and so, if I could get what I wish, I would wish it to be so that no one can say 'Nay' to the first thing I ask."

"That wish is not so sorry," said the beggar man; and off he strode between the hills, and Freddy saw him no more.

So the lad lay down to sleep, and the next day he came down from the mountain with his fiddle and his gun. First he went to the storekeeper and asked for clothes. Next at a farm he asked for a horse, and at a second for a sleigh; and at another place he asked for a fur coat. No one said him "Nay"-even the stingiest folk were all forced to give him what he asked for. At last he went through the country as a fine gentleman, and had his horse and his sleigh. When he had gone a bit he met the sheriff whose servant he had been.

"Good day, master," said Little Freddy, as he pulled up and took off his hat.

"Good day," said the sheriff, "but when was I ever your master?"

"Oh yes," said Little Freddy, "don't you remember how I served you three years for three pence?"

"My goodness, now!" said the sheriff, "you have grown rich in a hurry, and pray, how was it that you got to be such a fine gentleman?"

"Oh, that is a long story," said Little Freddy.

"And are you so full of fun that you carry a fiddle about with you?" asked the sheriff.

"Yes, yes," said Freddy. "I have always had such a longing to get folk to dance. But the funniest thing of all is this gun, for it brings down almost anything that I aim at, however far it may be off. Do you see that magpie yonder, sitting in the spruce fir? What will you give me if I hit it as we stand here?"

"Well," said the sheriff, and he laughed when he said it, "I'll give you all the money I have in my pocket, and I'll go and fetch it when it falls," for he never thought it possible for any gun to carry so far.

But as the gun went off down fell the magpie, and into a great bramble thicket; and away went the sheriff up into the bramble after it, and he picked it up and held it up high for the lad to see. But just then Little Freddy began to play his fiddle, and the sheriff began to dance, and the thorns to tear him; but still the lad played on, and the sheriff danced, and cried, and begged, till his clothes flew to tatters, and he scarce had a thread to his back.

"Yes," said Little Freddy, "now I think you're about as ragged as I was when I left your service; so now you may get off with what you have."

But first the sheriff had to pay him all the money that he had in his pocket.

So when the lad came to town he turned into an inn, and there he began to play, and all who came danced and laughed and were merry, and so the lad lived without any care, for all the folks liked him and no one would say "Nay" to anything he asked.

But one evening just as they were all in the midst of their fun, up came the watchmen to drag the lad off to the town hall; for the sheriff had laid a charge against him, and said he had waylaid him and robbed





him and nearly taken his life. And now he was to be hanged. The people would hear of nothing else. But Little Freddy had a cure for all trouble, and that was his fiddle. He began to play on it, and the watchmen fell a-dancing and they danced and they laughed till they gasped for breath.

So soldiers and the guard were sent to take him, but it was no better with them than with the watchmen. When Little Freddy played his fiddle, they were all bound to dance; and dance as long as he could lift a finger to play a tune; but they were half dead long before he was tired.

At last they stole a march on him, and took him while he lay asleep by night. Now that they had caught him they could condemn him to be hanged on the spot, and away they hurried him to the gallows tree.

There a great crowd of people flocked together to see this wonder, and the sheriff too was there. He was glad to get even at last for the money and the clothes he had lost, and to see the lad hanged with his own eyes.

And here came Little Freddy, carrying his fiddle and his gun. Slowly he mounted the steps of the gallows, and when he got to the top he sat down, and asked if they could deny him a wish, and if he might have leave to do one thing? He had such a longing, he said, to scrape a tune and play a bar on his fiddle before they hanged him.

"No, no," they said; "it was sin and shame to deny him that." For you know, no one could say "Nay" to what he asked.

But the sheriff begged them not to let him have leave to touch a string, else it would be all over with them altogether. If the lad leave, he begged them to bind him to the birch that stood there.

Little Freddy was not slow in getting his fiddle to speak, and all that were there fell a-dancing at once, those who went on two legs, and those who went on four. Both the dean and the parson, the lawyer and the sheriff, masters and men, dogs and pigs-they all danced and laughed and barked and squealed at one another. Some danced till they lay down and gasped, some danced till they fell in a swoon. It went badly with all of them, but worst of all with the sheriff; for there he stood bound to the birch, and he danced till he scraped the clothes off his back. I dare say it was a sorry looking sight and a sore back.

But there was not one of them who thought of doing anything to Little Freddy, and away he went with his fiddle and his gun, whither he chose, and he lived merrily and happily all his days, for there was no one who could say "Nay" to the first thing he asked for.

ENJOY YOUR STAY

